

Justice Assistance Grant

Placer County – Trauma Informed Response Project

Final Local Evaluation Report

2015 – 2018 Grant Cycle

1. DESCRIPTION OF THE PROJECT

Placer County’s Trauma Informed Response Project was designed to coordinate services to meet the needs of high-risk youth and their families by offering culturally-relevant substance use and mental health treatment services, community education, and community safety. This project has been implemented through an ongoing collaboration between the Placer County Sheriff’s Office (PCSO), Probation Department, Health and Human Services (HHS)-Children System of Care (CSOC), and non-profit community organizations including Sierra Native Alliance (SNA), Latino Leadership Council (LLC), EMQ Families First, Uplift Family Services (formerly EMQ Families First), and Community Recovery Resources (CoRR). The project incorporates five major initiatives to close gaps in the current systems and address the needs of the community:

A. Training and System Development for Law Enforcement Personnel

Placer County Sheriff’s Office (PCSO) in collaboration with HHS and CSOC attended an annual four-day Nonviolent Crisis Intervention Training academy for law enforcement staff designed to enable participants to recognize symptoms of mental illness, need for treatment, and proper treatment resources and referrals. The training was provided by mental health professionals, law enforcement staff, family advocates and individuals with lived mental health experience.

B. Culture specific mental health counseling, substance use counseling, family counseling, and referral services

Sierra Native Alliance (SNA) is a non-profit community-based organization that provided outreach, violence prevention, mental health, and substance use counseling services for Native American youth and families to meet the goals of the grant. SNA provided assessment, referral, case management, anger management and substance use counseling services. In addition, SNA also hired a licensed family support counselor to provide family counseling to support families to develop wellness and resiliency skills. SNA staff attended the Placer Sheriff’s Activity League (PSAL) afterschool program to reach out to Native youth and their families. SNA also conducted outreach directly in the community by making presentation at schools, social service provider meetings, and community resource venues. SNA staff provided training to various community providers including local substance use disorder (SUD) providers and law enforcement.

C. Language and culture specific mental health counseling, substance use counseling, family counseling, and referral services

Latino Leadership Council (LLC) is a non-profit community-based organization that hired family counselors (Promotores) to counsel and connect Latinos to needed services. The mentorship and Promotora support provided by the LLC has yielded notable results in the areas of prevention and education. Community outreach activities include presentations at schools, resource fairs, Placer County Probation events, and at the Placer Sheriff's Activities League (PSAL) after-school program. These outreach activities have allowed LLC staff to connect with underserved populations and link them to services. Families have been connected to therapy, after school programs to keep youth engaged in positive activities, youth diversion programs, faith-based support groups, and received information for substance use treatment services. Families have also received support to help them communicate with school resource officers (SRO) and Placer County Sheriff's officers, some of which were dispatched to the families' homes.

Initially, a substance use treatment counselor was hired by SNA to provide substance use treatment services to families. However, early in the contract, they had difficulty retaining a half-time SUD counselor; as a result, the JAG contract was amended to allow LLC to subcontract with Community Recovery Resources (CoRR) to deliver bilingual/bicultural SUD services for the Latino Community. CoRR delivered SUD services and outreach from January 2015 through December 2017.

D. Trauma Response – Family Crisis Mobile Response Team (FCMR), Family Crisis Prevention Program (FCPP)

The Family Crisis Mobile Response Team (FCMR) was planned to be a trauma sensitive in-home crises response team comprised of one mental health clinician and one family partner. The FCMR team was designed to respond in conjunction with law enforcement to calls involving families in crisis. Planned services included in-home crisis intervention, brief mental health counseling, substance use counseling, and case management services to link the family to other mental health services or resources in the community. EMQ Families First held the contract to implement the FCMR team, employing a family partner and mental health clinician starting August 2015. Staff offered outreach training with the Sheriff's Department including attending shift changes, sit-alongs with dispatch, presenting to various community groups, and a Placer Network of Care forum. During this contract period, EMQ Families First reached out to the Sheriff's Department and called dispatch daily to inform them of when the FCMR team was on duty and who to contact on the FCMR team for joint in-home crisis response with the Sheriff's Department for potential families needing treatment services or immediate crisis response. EMQ Families First continued to provide education and training to dispatch and worked with dispatch to make referrals. Unfortunately, they did not receive any referrals regarding families in crisis during this time period.

In July 2016 EMQ Families First underwent a name change and became Uplift Family Services. At this time the FCMR team was renamed to Family Crisis Prevention Program

(FCPP) and conducted outreach to the Sheriff's Department to build relationships and increase referrals. Uplift Family Services presented at the Placer County Critical Incident Training for law enforcement in November 2016 and provided information on the FCPP program and how to access services. The FCPP team also reviewed Service Logs submitted by the Sheriff's Department to identify potential referrals and conduct initial outreach and engagement with families who had contact with the Sheriff's Department. Unfortunately, Uplift experienced the same challenges regarding a lack of referrals being received from dispatch and attempts to contact families from the Service Logs were unsuccessful in generating referrals. Between August 2015 and the end of the contract with Uplift Family Services in December 2017, two referrals were made through dispatch. FCPP successfully served these families and interventions followed program design.

E. Drug Enforcement

Law enforcement activities were focused on eliminating the sales, use, cultivation, and manufacture of marijuana and methamphetamine. These activities were carried out by the Special Investigations Unit task force and the Sheriff's Special Operations unit. Within schools, Student Resource Officers and Sheriff staff educated students and parents on the dangers and legal implications of drug use through the "Right Choice" drug awareness presentations. Placer County's Drug Enforcement activities are coordinated with Children's System of Care and Child Protective Services to address children exposed to traumatic situations.

2. BENEFITS OF THE PROJECT

Each component of the Trauma Informed Response project had specific objectives with the overall project goals of providing services to at-risk youth and reducing the likelihood of children entering the legal and child welfare systems. These goals were achieved through the following benefits of each component:

A. Training and System Development for Law Enforcement Personnel

The benefits of the Nonviolent Crisis Intervention Training academy provide fewer injuries to officers, less officer time spent in crisis, fewer mentally ill in jail, fewer injuries to mentally ill, and improved interaction between law enforcement personnel, mental health service providers and community members.

B. Culture specific mental health counseling, substance use counseling, family counseling, and referral services - Direct Services from Sierra Native Alliance (SNA)

SNA delivered services through bicultural counselors that connected with Native families to develop trust and support. Services were available to Native youth to help reduce anxiety, anger, and depression due to trauma, including historical trauma, that place them at risk for involvement in the juvenile justice system. By gaining trust and working in

partnerships with the Native families, the counselors helped identify underlying issues and intervene at earlier stages of development.

In addition, services were available to adults and families to help strengthen Native family communication and parenting skills, address substance use and mental health issues, prevent family violence, and build a trusting relationship between Native families and law enforcement. Prevention services included Anger Management and Domestic Violence groups, crisis intervention, family counseling, and individual mental health and substance use counseling.

In addition, SNA hosted several community events over the three years to offer community education. Examples of these events included the Annual Auburn Big Time-Pow Wow, Giving Thanks, and Winter Dinners which included Toys for Tots and Community Giveaways. Prevention workshops were provided at the annual SNA Cultural Camp. SNA also produced substance use and suicide prevention materials and worked with the California Rural Indian Health Board to host a suicide prevention special event during the youth portion of the annual pow wow. Over 100 community members, including 60 youth came into the arena to participate in acknowledgement of bullying and suicide risk among youth in our community.

SNA staff coordinated media plans in association for each of their outreach events, which included radio shows, newspaper articles, and social media, including a Native Peer Support Tumblr page.

C. Language and culture specific mental health counseling, substance use treatment counseling, family counseling, and referral services - Direct Services from Latino Leadership Council

LLC worked closely with youth and their families in collaboration with the Placer Sheriff's Activities League (PSAL) to provide support to youth after school and at the youth groups during Parent Project classes. LLC stationed a male Promotore at the PSAL after-school activities to engage with the youth and serve as a role model for them to help achieve their goals. Together with the PSAL staff, the LLC Promotore helps youth with homework, participates in youth activities, and building relationships with families when they come to the school to pick up their children. The strength of the LLC Promotores is that they share their culture with the youth participants and serve as positive role models by sharing life experiences and giving them hope and direction to do well in school and show positive behaviors.

The Promotores also identifies opportunities to work more closely with Latino youth on developing positive, trusting relationships with law enforcement. Because the LLC works in the community, there was an opportunity to develop relationships that help connect families to a wide variety of resources.

LLC also offered Parent Project to help family members learn to develop skills to support positive relationships, attend school, and learn how to communicate with teachers, law

enforcement, and other community agencies. This strategy created an enhanced level of trust with the families, so they would know they can go to for support when a stressful situation happens with a family member.

LLC's sub-contract with CoRR also created enhanced SUD treatment and outreach services to the Latino community. CoRR established a Spanish-speaking outpatient substance use disorder treatment group, which was successful in helping individuals meet their treatment goals and abstain from substances. In addition, CoRR offered classes to meet driving under the influence (DUI) requirements as well as PC1000 (drug crimes involving simple possession) violations. Services and outreach were also available on an individual basis.

D. Trauma Response – Family Crisis Mobile Response Team (FCMR), Family Crisis Prevention Program (FCPP)

The goal of the FCMR component was to provide an immediate response for children and families experiencing trauma or in-home crises. Other goals of this program were to offer early identification of youth exhibiting risk factors, provide a critical intervention point to improve collaboration, identify potential issues, divert youth from juvenile justice, and identify mental health treatment strategies for those who have been exposed to first-hand and secondary trauma. This response included providing crisis prevention and intervention, building shared knowledge and trust between mobile crisis response team, law enforcement and impacted populations, reducing incarceration rates, and increasing school attendance and graduation rates. Unfortunately, these goals were not achieved because the FCMR/FCPP received a total of two referrals.

E. Drug Enforcement

The Marijuana Suppression Team (MST) and Special Investigations Unit (SIU) worked to diminish the availability of illegal drugs, increase public safety, and save children from dangerous drug-infested environments. These units focused on large scale illegal marijuana grows, proposition 215 compliant marijuana grows, and potential reoffenders on probation. Through the "Right Choice" presentation the Sheriff's Office was able to educate more than 1,200 students on the dangers of substance abuse and provide a first-hand look at the potential outcomes.

3. PROCESS MEASURES

A. Data Collected for each Program Component

Attendees of the Nonviolent Crisis Intervention Training academy completed pre-tests, post-tests, and course evaluations for analysis.

SNA offered a wide range of individual and group services to 438 unique individuals over the period of the grant, as shown in Table 1. These included individual services such as individual and family therapy; assessment and screening; case management; support services; transportation collateral; crisis intervention; other; co-parenting; and family team meetings. There were 264 unique individuals who received these individual services over the period of the grant. These 264 people received 1,931 individual services (see Table 1). Each person received an average of 7.3 individual services per person.

Table 1
Sierra Native Alliance
Individual Services

Individual Services			
	# Services	# Participants	Avg. Services per Participant
Individual/ Family Therapy	1,017	131	7.8
Assessment/ Screening	105	80	1.3
Case Management/ Linkage	75	52	1.4
Support Services	140	66	2.1
Transportation	362	57	6.4
Collateral	200	97	2.1
Crisis Intervention	23	13	1.8
Other	3	2	1.5
Co-Parenting	1	1	1.0
Family Team Meeting	5	3	1.7
Total Individual Clients	1,931	264	7.3

There were 325 people who attended groups, as shown in Table 2. Of the 325 people who received group services, each person attended an average of 6.5 groups. Some people received both individual and group services.

Table 2
Sierra Native Alliance
Group Services

Group Services			
Service Type	Total Attendance	# Participants	Avg. Groups per Participant
Group	2,112	325	6.5

Figure 1 shows the age of people attending SNA individual and/or group services. Children ages 0-15 represent 28%; Transition Age Youth, ages 15-25, represent 27%; Adults ages 26-59 represent 42%; and Older Adults ages 60+ represent 3% of the persons served.

Figure 1
Sierra Native Alliance
Percent of Participants, by Age

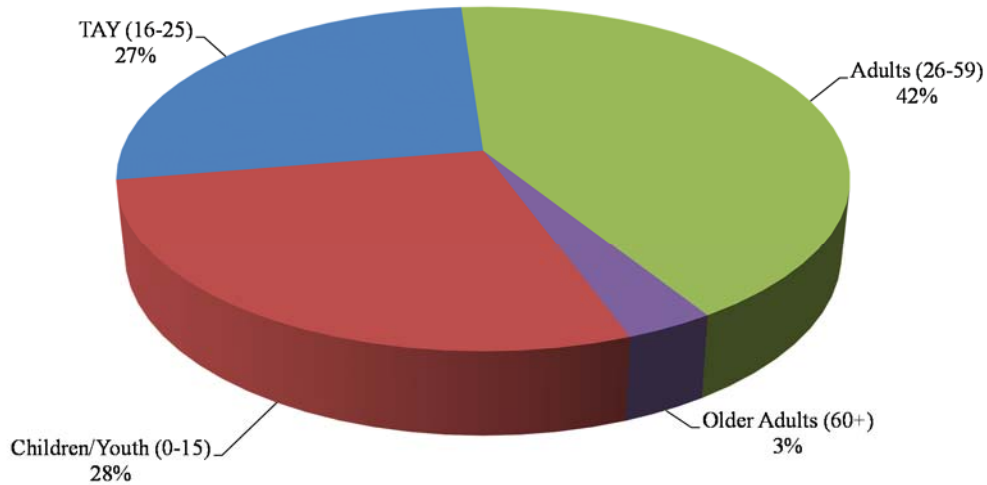


Figure 2 shows the Current Gender of people attending SNA individual and/or group services. Males represent 44%; Females represent 55%; Transgender represents 1%; and Other represents 0.5% of the persons served.

Figure 2
Sierra Native Alliance
Percent of Participants, by Current Gender

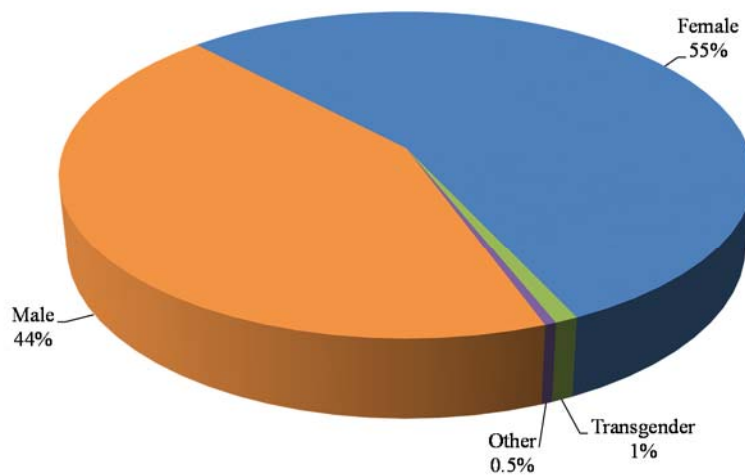


Figure 3 shows the Race/Ethnicity of people attending SNA individual and/or group services. American Indian/Alaska Native represents 84%; Asian represents 1%; Black/African American represents 1%; White/Caucasian represents 12%; Hispanic or Latino represents 2%; and Other represents 0.3% of the persons served.

Figure 3
Sierra Native Alliance
Percent of Participants, by Race/Ethnicity

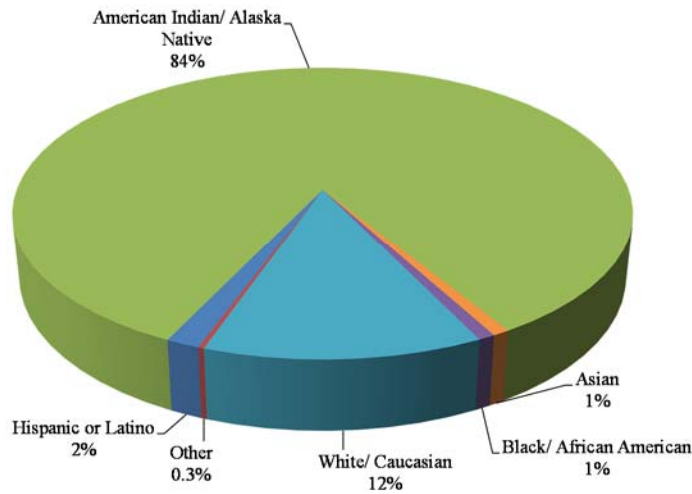


Figure 4 shows the Primary Language of people attending SNA individual and/or group services. English represents 99% and Spanish represents 1% of the languages of the persons served.

Figure 4
Sierra Native Alliance
Percent of Participants, by Primary Language

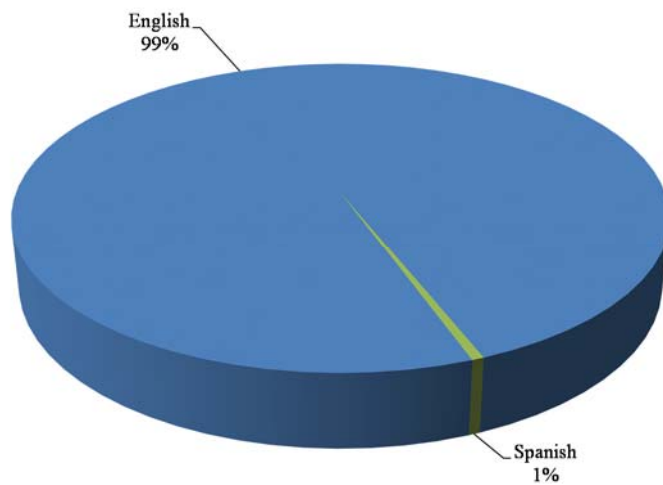
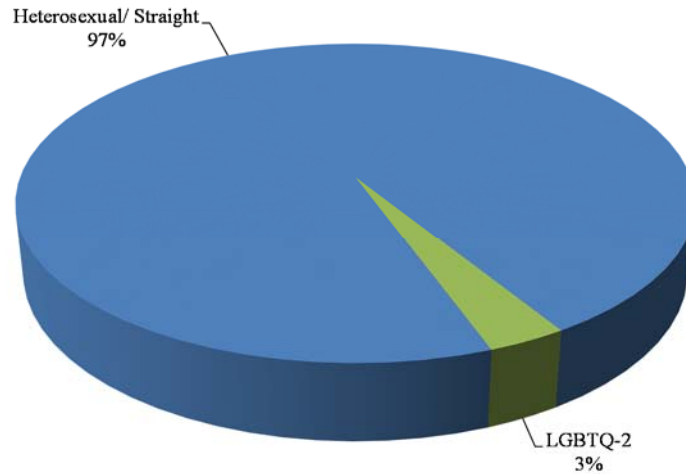


Figure 5 shows the Sexual Orientation of people attending SNA individual and/or group services. Heterosexual/Straight represents 97% and Lesbian, Gay, Bisexual, Transgender, Questioning, and 2-Spirit represents 3% of the persons served.

Figure 5
Sierra Native Alliance
Percent of Participants, by Sexual Orientation



SNA also delivered 70 outreach events, with a total estimated attendance of 1,463 persons. This data shows an average attendance of 21 people per event, as given in Table 3.

Table 3
Sierra Native Alliance
Outreach Activities

Outreach Activities			
	Total Attendance	# Events	Avg. Attendance per Activity
Outreach Activities	1,463	70	20.9

LLC offered a wide range of individual and group services to 137 unique individuals over the period of the grant, as shown in Table 4. These included individual services such as screening and assessment, case management/linkage; support services; rehabilitation/mental health services; family team meetings; and other. These 137 people received 903 individual services (see Table 4). Each person received an average of 6.6 individual services per person.

Table 4
Latino Leadership Council
Individual Services

Individual Services			
	# Services	# Participants	Avg. Services per Participant
Assessment/ Screening	44	39	1.1
Case Management/ Linkage	658	77	8.5
Support Services	67	28	2.4
Rehab./ Mental Health Services	5	2	2.5
Family Team Meeting	32	9	3.6
Other	97	19	5.1
Total Individual Clients	903	137	6.6

There were 138 people who attended LLC groups. Of the 138 people who received group services, each person attended an average of 3.5 groups, as shown in Table 5. Some people received both individual and group services.

Table 5
Latino Leadership Council
Group Services

Group Services			
	Total Attendance	# Participants	Avg. Groups per Participant
Group	483	138	3.5

Figure 6 shows the age of people attending LLC individual and/or group services. Children ages 0-15 represent 9%; Transition Age Youth, ages 15-25, represent 6%; Adults ages 26-59 represent 83%; and Older Adults ages 60+ represent 2% of the persons served.

Figure 6
Latino Leadership Council
Percent of Participants, by Age

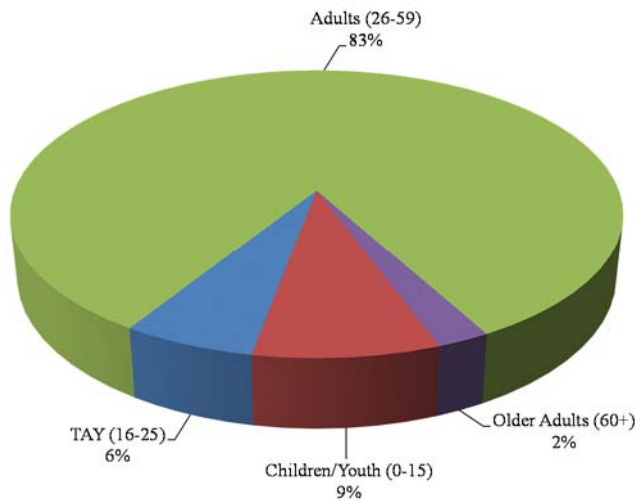


Figure 7 shows the Current Gender of people attending LLC individual and/or group services. Males represent 30%; Females represent 70% of the persons served.

Figure 7
Latino Leadership Council
Percent of Participants, by Current Gender

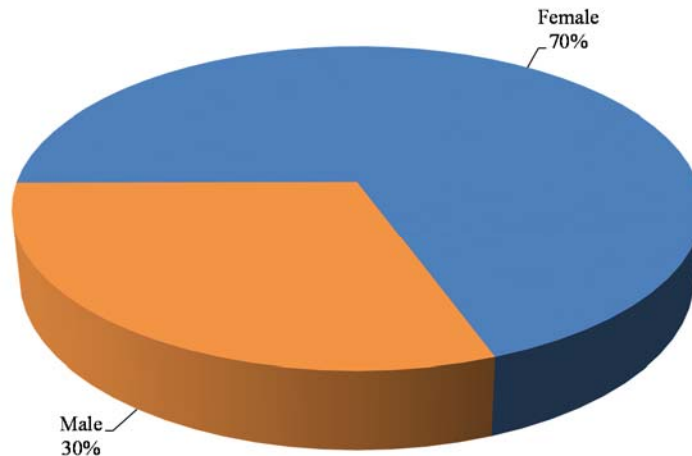


Figure 8 shows the Race/Ethnicity of people attending LLC individual and/or group services. American Indian/Alaska Native represents 84%; Asian represents 1%; Black/African American represents 1%; White/Caucasian represents 12%; and Other represents 0.3% of the persons served.

Figure 8
Latino Leadership Council
Percent of Participants, by Race/Ethnicity

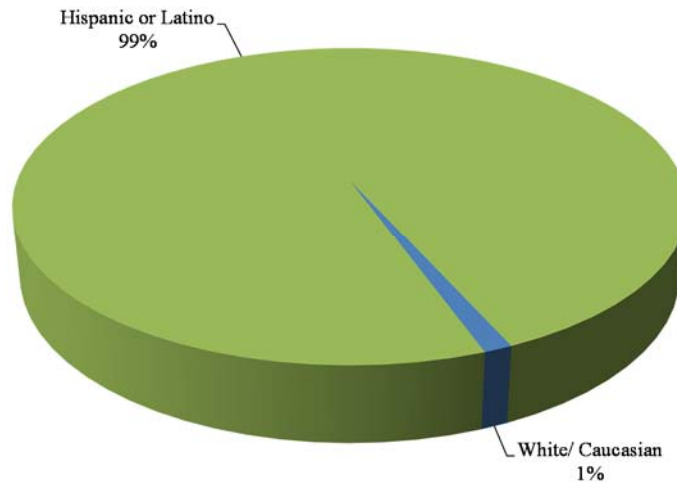


Figure 9 shows the Primary Language of people attending LLC individual and/or group services. Spanish represents 91% and English represents 9% of the languages of the persons served.

Figure 9
Latino Leadership Council
Percent of Participants, by Primary Language

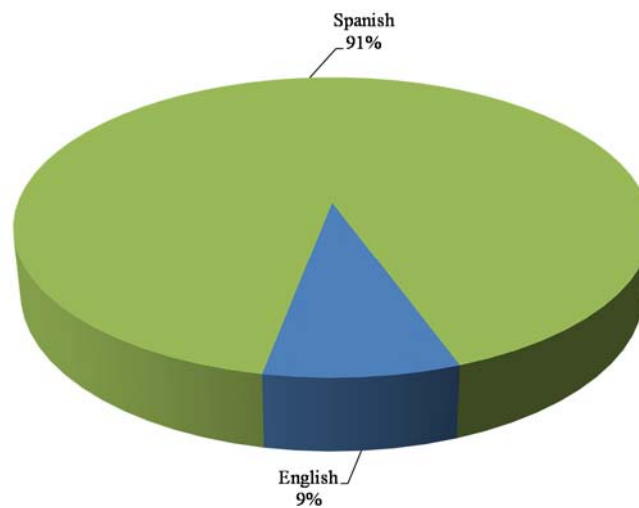
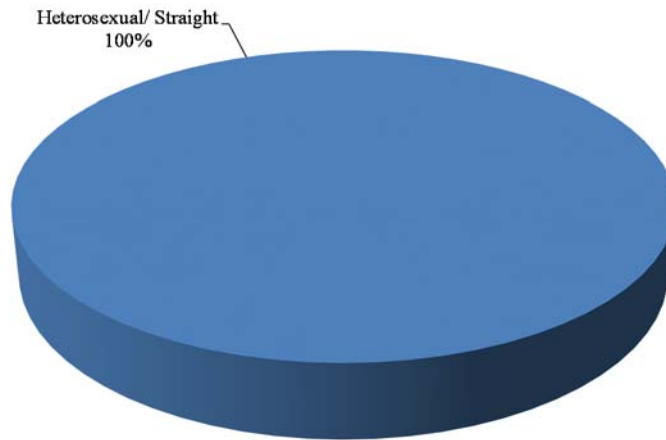


Figure 10 shows the Sexual Orientation of people attending LLC individual and/or group services. Heterosexual/Straight represents 100% of the persons served.

Figure 10
Latino Leadership Council
Percent of Participants, by Sexual Orientation



LLC also delivered 164 outreach events, with a total estimated attendance of 2,922 persons. This data shows an average attendance of 17.8 people per activity, as given in Table 6.

Table 6
Latino Leadership Council
Outreach Activities

Outreach Activities			
	Total Attendance	# Events	Avg. Attendance per Activity
Outreach Activities	2,922	164	17.8

Table 7 shows statistics of Drug Enforcement investigations and seizures during the grant cycle. The Sheriff’s Office and Special Investigations Unit held 36 community meetings of which 29 were drug enforcement focused. During the grant period the Special Investigations Unit and Special Operations Unit Deputies did not report encountering children within the home of a drug offender.

Table 7
Law Enforcement Statistics

Law Enforcement Statistics 2015 - 2017 JAG Grant			
	Total 2015	Total 2016	Total 2017
Investigations			
New Investigations/Cases Opened	427	518	276
New Investigations-Drug Related	372	457	173
New Investigations-Gang Related	4	1	-
New Investigations-Other Violent Crime Related	2	-	24
Closed Investigations/Cases	411	324	246
Closed Investigations-Drug Related	356	250	179
Closed Investigations-Gang Related	4	1	3
Closed Investigations-Other Violent Crime Related	1	-	10
Arrests	333	245	157
Individuals charged with misdemeanor	146	46	45
Individuals charged with misdemeanor drug related	2	46	31
Individuals charged with felony	99	101	104
Individuals charged with felony drug related	68	85	83
Drug Seizures in grams			
Cocaine (crack)	408.33	86.15	268.40
Cocaine (powder)	26.42	-	281.16
Ecstasy doses	-	540.00	-
Heroin	290.21	233.52	1,924.77
Marijuana	98,926.99	356,015.55	110,648.17
Methamphetamine	1,980.99	781.89	22.73
Methamphetamine (Ice)	8,060.37	11,365.73	3,722.93
Hashish	37.26	1.00	16.70
Hash Oil	3.58	-	85.38
Marijuana Honey Oil	1,621.51	8,551.99	11,113.01
Psilocybin	595.31	33.00	51.40
LSD(Acid)-tabs	-	5.00	-
Prescription pills Xanax	3.00	1.00	-
Prescription pills Misc.	8,535.00	4,168.00	3,749.00
Steroids	-	120.00	1,400.00
Marijuana plants	4,679.00	736.00	2,380.00
Marijuana cookies	7.00	-	-
Marijuana gummy bears	147.00	-	4,800.00
Marijuana edibles misc.	-	544.31	194.00
Liquid Codine - gallons	-	4.63	-
Liquid Codine - grams	-	-	2,653.52
Cannabis oil vape cartridges	-	-	48.00
Firearms Seizures and Crimes			
Firearm Seizures	71.00	10.00	20.00
Drug Related	59.00	10.00	19.00
Gang Related	2.00	-	-
Firearm Crimes	10.00	8.00	12.00

4. OUTCOME MEASURES

A. Training

During the grant cycle 94 law enforcement personnel attended the Nonviolent Crisis Intervention Training academy. Attendees were offered a pre-test and formalized end of course test. The pre-test results demonstrated a 20% failure rate. After the course conclusion, 100% of the students passed the end of course test with a grade of 70% or better. Course evaluations completed by attendees showed a 75-80% favorable rating indicating that the CIT course is beneficial to them.

B. Sierra Native Alliance

SNA has accomplished positive outcomes through this JAG funding. SNA has worked closely with Native Youth Prevention services to address health disparities around teen mental health and suicide prevention for Native youth. SNA has created a Suicide Prevention/Intervention/Postvention plan and provide crisis intervention services for Native youth at risk.

SNA has also created positive outcomes from family violence prevention services through gender-specific groups and family counseling sessions for families where youth are at risk. This approach included men in the domestic violence group who were veterans and had symptoms of PTSD from combat which negatively impacted their family members. Counselors utilized trauma-informed materials, including Covington's Exploring Trauma for Men, to address the connection between reactive trauma responses and yelling/violence in the home.

SNA also works closely with families with youth involved with Probation. Through support, parenting skills, and substance use counseling, youth have reduced substance use and have met the requirements of probation.

Children and families involved with the SNA program have demonstrated improved family functioning, reduced substance use, improved mental health symptoms, reduced encounters with law enforcement, and improved school outcomes of attendance and grades.

C. Latino Leadership Council (LLC)

LLC has greatly enhanced capacity to support Spanish-speaking families in Placer County and delivered bilingual, bicultural services to meet the needs of high-risk youth and families. LLC's services have increased access to services, addressed issues with mental health, substance use, children welfare, and built trusting relationships between Latinos and law enforcement. Children and families involved with the LLC program have developed more trust with law enforcement and school personnel through mentoring with LLC Promotores. Families learned how to communicate and obtain information from school personnel regarding their child and how to support them in the educational

environment. LLC services also supported families to access other services including substance use treatment, mental health counseling, parenting courses, and community resource fairs. LLC's collaborative work with PSAL after school has helped identify Latino children, youth, and families who could benefit from the Promotore's support in accessing services.

Families have been connected to therapy, after school programs to keep youth engaged in positive activities, youth diversion programs, faith-based support groups, and received information for substance abuse services. Families have also received support to communicate with school resource officers, and Placer County Sheriff's officers, some of which were dispatched to the families' homes. This strategy has helped to improve school attendance and grades; reduce substance use; improve mental health symptoms; and reduce encounters with law enforcement.

Because the LLC works in the community through many different programs, they develop relationships that help them connect families to a wide variety of resources. This program has improved access to services by:

- Expanding recruitment and retention of bilingual, bicultural staff person dedicated to serving this population;
- Developing Spanish-language materials, including brochures on overall services, brochures specific to mothers in recovery, and specific to youth services in schools;
- Disseminating materials on alcohol and other drug use/abuse;
- Establishing working relationships with community leaders and organizational providers;
- Increasing referrals from Children's System of Care; Adult System of Care, and Probation; and
- Providing direct outreach to community groups and participate and present at all Latino Leadership forums.

These activities increase access to services, addressing issues with mental health, substance use, and children welfare; and building trusting relationships between Latinos and law enforcement.

D. Community Recovery Resources (CoRR)

CoRR's contract with LLC has improved access to substance use treatment services for the Latino community, which has achieved the following outcomes: 1) the Latino community know where to get help when they need substance use treatment; 2) ongoing substance use outpatient group services that are offered in Spanish; 3) improved access to residential substance use treatment, when needed; 4) reduced substance use; 5) improved access of and knowledge of community services.

E. Family Crisis Mobile Response (FCMR), Family Crisis Prevention Program (FCPP)

FCMR/FCPP received very few referrals, therefore, there was no outcome data to report.

F. Drug Enforcement

Through drug seizures the Special Investigations and Special Operations Units were successful in reducing the amount of methamphetamine and marijuana available in Placer County.

5. SUMMARY

These JAG funded programs helped to reduce availability of illegal substances, increase access for underserved populations, link diverse cultures to needed services, achieve positive outcomes, and provide important culturally relevant services to high-risk youth and their families.